







**LEGEND**

-  Slough Alignment – REF(A06)
-  Columbia Blvd. Alignment – REF(A01)
-  Interceptor/Railroad Alignment – REF(A05)
-  Existing Sewers to Outfall
-  Outfall Number
-  Union Pacific Railroad Right-of-Way



1" = 1,250'

**COLUMBIA SLOUGH CONSOLIDATION CONDUIT**

Bureau of Environmental Services  
City of Portland, Oregon

Figure 1



ADOLFSON  
ASSOCIATES, INC.